

OPEN A TRUST ACCOUNT

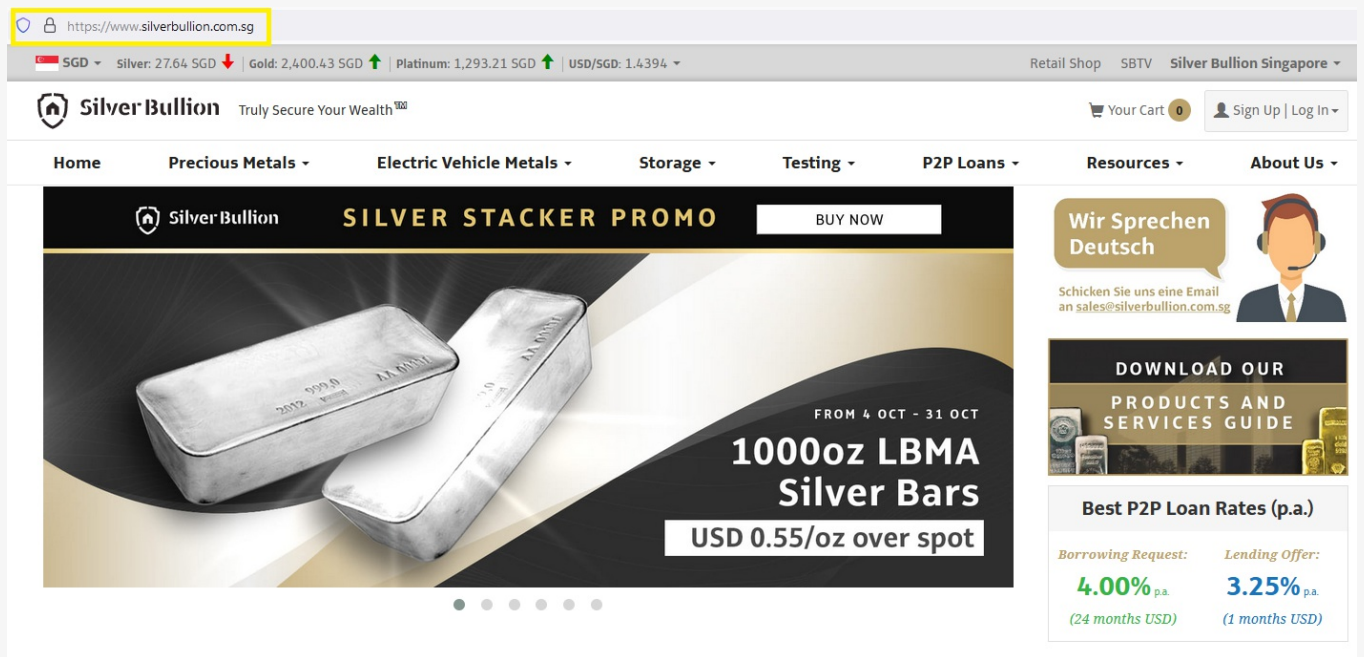
If you encounter any problems while following this procedure, please contact us for assistance at support@silverbullion.com.sg or call us at [+65 6100-3040](tel:+6561003040), [+1 \(848\) 285-5466](tel:+18482855466) (US callers), [+44 114 697 7458](tel:+441146977458) (UK callers), [+31 970 102 57458](tel:+3197010257458) (EU callers), [+61 480 097 458](tel:+61480097458) (AU callers).

If you have an existing Silver Bullion Account, you can create another account by following the [MULTI-ACCOUNT GUIDE](#).

THE STEPS:

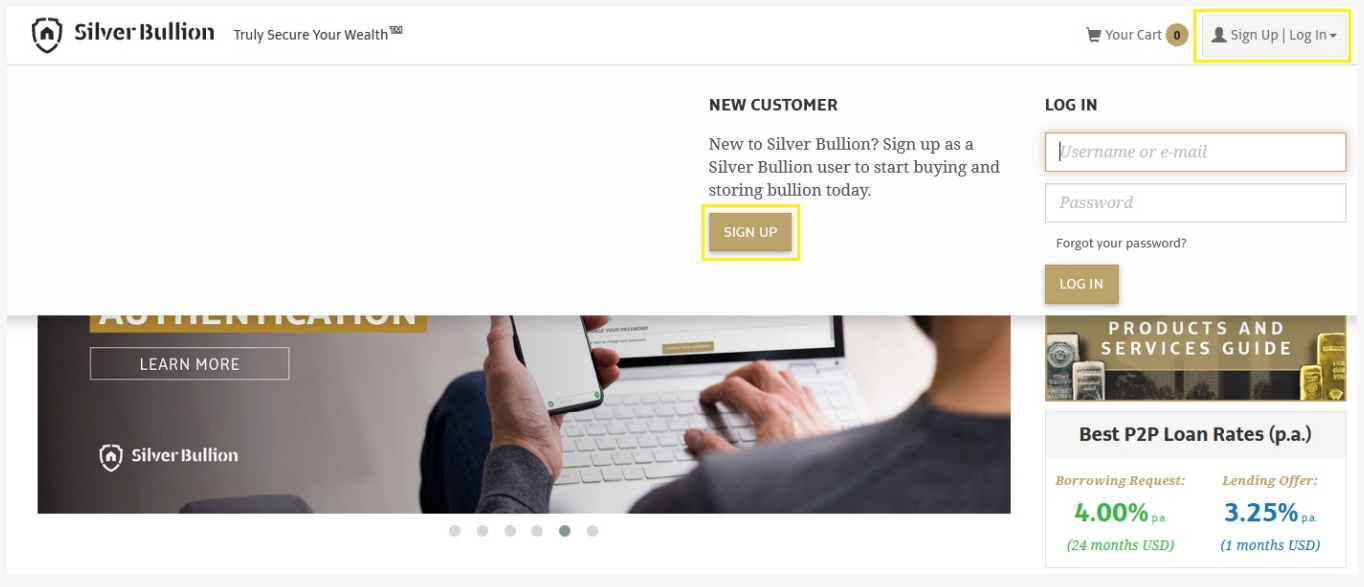
Step 1

Go to our website at WWW.SILVERBULLION.COM.SG




Step 2

Click on **SIGN UP | LOG-IN** button (top right corner of the page) then click **SIGN UP** for new customers




Step 3

Select the type of account you wish to open. Learn more about the types of accounts [HERE](#).

 **Silver Bullion** Truly Secure Your Wealth™ Your Cart 0 Sign Up | Log In


Home Precious Metals ▾ Electric Vehicle Metals ▾ Storage ▾ Testing ▾ P2P Loans ▾ Resources ▾ About Us ▾

SIGN UP AS A SILVER BULLION USER




Personal Account

An account registered in the name of an individual and with that individual being the sole beneficiary of the account.




Joint Account

An account registered in the name of two (2) individuals under joint tenancy with rights of survivorship.




Trust Account

An account registered in the name of a trust, while a trustee controls the management of the investments.




Joint Account with a Minor

An account registered in the name of two (2) individuals, with one being under 18 years of age. This type of account is held under joint tenancy with rights of survivorship.



Business Account

An account registered in the name of corporations, company, partnership, limited liability companies or unincorporated legal structures.



Retirement Account

An account registered in the name of a retirement investment vehicles held by the client such as IRA LLCs, Self-Directed IRA, Superannuation, etc.

Opening a Personal Account? Click [HERE](#).


Opening a Joint Account? Click [HERE](#).

Opening a Business/Company Account? Click [HERE](#).

Opening an IRA or Superannuation Account? Click [HERE](#).

Step 4


Fill in the trust's legal name and country the trust was established.

 **Silver Bullion** Truly Secure Your Wealth™ Your Cart 0 Sign Up | Log In

Home Precious Metals ▾ Electric Vehicle Metals ▾ Storage ▾ Testing ▾ P2P Loans ▾ Resources ▾ About Us ▾

SIGN UP AS A SILVER BULLION USER


[Back](#)




Trust Account


An account registered in the name of a trust, while a trustee controls the management of the investments.

Basic information





How did you find out about us?



Send me newsletters and keep me updated with everything Gold and Silver.

I want to receive customer notifications via encrypted secure notification.

[About encrypted secure notifications](#)

Step 5


Tick the relevant selection if you wish to subscribe to our monthly newsletter and if you want to activate the encrypted secure notifications in your account. Subscribing to your newsletter ensures you are regularly updated about the latest news on precious metals and wealth protection as well updates on our ongoing promotional offers.

Pro-Tip: If you enabled the encrypted secure notifications, you would only receive generic notification e-mails that you have a message from us. To read the actual message, you would need to log-in to your account with us.

Step 6

Fill in the basic details of the Authorized Administrator of the Trust Account. An Authorized Administrator is the person authorized by the Board of Trustees to open and manage the Silver Bullion Account.

Fill in your (Authorized Administrator) username and password. This is case-sensitive. You'll need to remember it to log into your account in the future.

 **Silver Bullion** Truly Secure Your Wealth™ Your Cart 0 [Sign Up](#) | [Log In](#)

Home Precious Metals ▾ Electric Vehicle Metals ▾ Storage ▾ Testing ▾ P2P Loans ▾ Resources ▾ About Us ▾

Create The User For Trust Account

<input data-bbox="172 1021 775 1055" type="text" value="Mr."/>	<input data-bbox="847 1021 1450 1055" type="text" value="United States (+1)"/>
<input data-bbox="172 1077 775 1111" type="text" value="John"/>	<input data-bbox="847 1077 1450 1111" type="text" value="12345678987"/>
<input data-bbox="172 1133 775 1167" type="text" value="Doe"/>	<input data-bbox="847 1133 1450 1167" type="text" value="john.doe@johndoe.com"/>
<input data-bbox="172 1189 775 1223" type="text" value="United States"/>	<input data-bbox="847 1189 1450 1223" type="text" value="USD - US Dollar"/>

<p>User Name</p> <input data-bbox="172 1330 775 1364" type="text" value="john_doe"/> <ul style="list-style-type: none">• Username characters may include letters, numbers and the special characters (at sign(@), underscore(_), hyphen(-) and dollar(\$))• Username length should be between 5 and 20	<p>Password</p> <input data-bbox="847 1330 1450 1364" type="password"/> <input data-bbox="847 1386 1450 1420" type="password"/> <ul style="list-style-type: none">• Password needs to be at least 8 characters• Add at least a number or a special character on your password• At least one lowercase on your password
---	--

[CREATE USER](#)

Step 7

Click **CREATE USER** to complete the account creation process.

Step 8

(OPTIONAL) Upgrade to a S.T.A.R. Storage Account for FREE to access other exclusive services. Got to [UPGRADING TO S.T.A.R. STORAGE](#) for the step-by-step guide.

WHAT HAPPENS NEXT?

You should receive an acknowledgment on the screen that your account has been opened. Your account is immediately operable but will only be allowed to purchase for over-the-counter collection.

Access to all of the other services (e.g., bullion storage, gold savings account, secured peer-to-peer loans) requires a verified S.T.A.R. Storage Account. Upgrade to a S.T.A.R. Storage Account for FREE by following this guide [UPGRADING TO S.T.A.R. STORAGE](#).